filtemc
济南菲奥特

AC 3-Phase 3-Line Filters

三相三线电源滤波器

# FT320/3200 系列

## 产品介绍

- 额定电流：0.5～2000A 可选
- 可选医疗设备专用型（H 型）
- 焊片、螺栓、端子台等引出方式可选（250A 以上为铜排引出）
- 可根据客户要求定制

## 产品特点

- 适用于三相三线制的电力供电制式；
- FT320 系列采用两级共模滤波电路设计，高性能三相三线制滤波器；
- FT3200 系列采用一级差模和一级共模组成的两级滤波设计，更强调对差模干扰信号的滤除；
- 10KHz~30MHz 范围内拥有优异的共模、差模滤波效果；
- 520VAC、690VAC（含）及以上高工作电压产品可选；

## 应用领域

- 广泛适用于△方式连接的各种电力设备
- 纺织设备、工业空调
- 如打印设备、包装机设备
- UPS、医疗设备

# 电路原理图

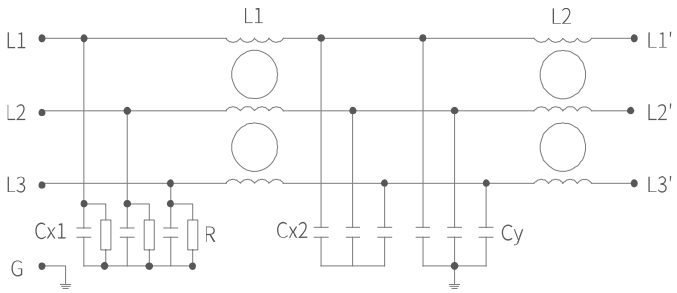


FT320

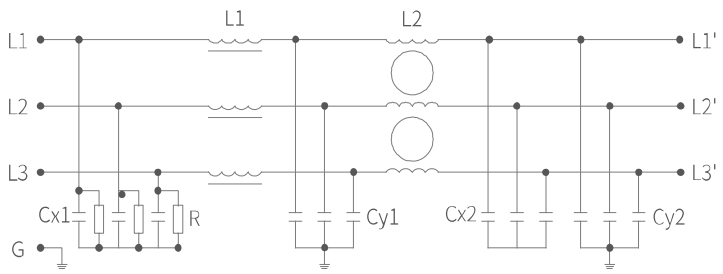


FT3200

# 技术参数

| | |
|---|---|
| 额定电压 VR | 250/440VAC |
| 工作频率 FR | 50/60Hz |
| 额定电流 IR | 0.5~2000A@40°C |
| 测试电压 Vtest | 2250VDC，3S（相-相）；2700VDC，3S（相-地） |
| 气候类别（IEC 60068-1） | 25/085/21（-25°C/+85°C湿热试验 21 天） |

# 产品列表

| 产品型号 | 额定电流[A] | 泄露电流[mA] 250VAC/50Hz @20°C | 连接方式 -S | 连接方式 -T | 重量[g] |
|---|---|---|---|---|---|
| FT320-10 | 10 | < 4.5 | M4 | ○ | 1000/1000 |
| FT320-20 | 20 | < 4.5 | M4 | ○ | 1200/1200 |
| FT320-30 | 30 | < 7.5 | M6 | ○ | 1200/1450 |

| 产品型号 | 额定电流[A] | 泄露电流[mA] 250VAC/50Hz @20°C | 连接方式 | | 重量[g] |
|---|---|---|---|---|---|
| | | | -S | -T | |
| FT320-40 | 40 | < 7.5 | M6 | ○ | 1800/1700 |
| FT320-50 | 50 | < 7.5 | M6 | ○ | 1800/1700 |
| FT320-80 | 80 | < 7.5 | M8 | ○ | 3200/4100 |
| FT320-100 | 100 | < 7.5 | M8 | ○ | 3300/4200 |
| FT320-150 | 150 | < 7.5 | M10 | ○ | 6300/5200 |
| FT320-200 | 200 | < 7.5 | M10 | ○ | 7500/11150 |
| FT3200-6 | 6 | < 1.8 | M4 | ○ | 650/680 |
| FT3200-10 | 10 | < 1.8 | M4 | ○ | 650/700 |
| FT3200-20 | 20 | < 9.0 | M4 | ○ | 1400/1350 |
| FT3200-30 | 30 | < 9.0 | M6 | ○ | 1400/1450 |
| FT3200-50 | 50 | < 15.0 | M6 | ○ | 3100/3850 |
| FT3200-80 | 80 | < 24.0 | M8 | ○ | 3100/4000 |
| FT3200-100 | 100 | < 24.0 | M8 | ○ | 3100/4000 |

# 插入损耗（mm）

——— 共模

- - - - 差模

*说明：插入损耗依据 UL1283 标准，在空载、50Ω-50Ω系统下测得，最终效果请依据在实际工作状态下的数据为准

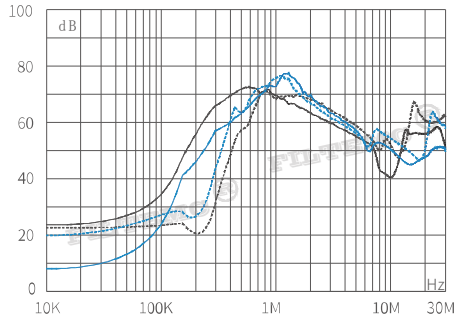


■FT320-10　■FT320-20

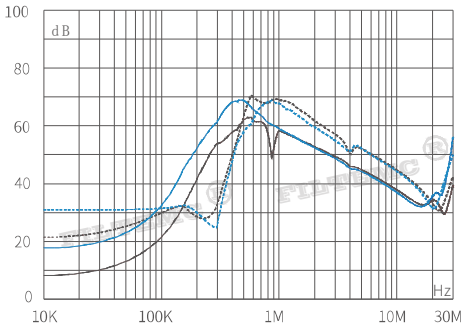


■FT320-30　■FT320-40

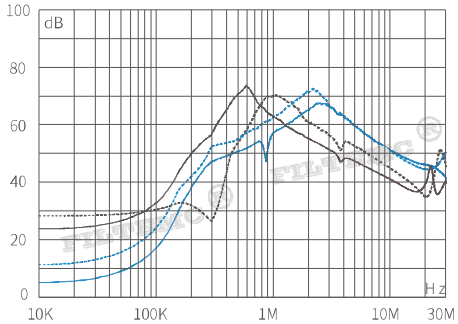


■FT320-50　■FT320-80

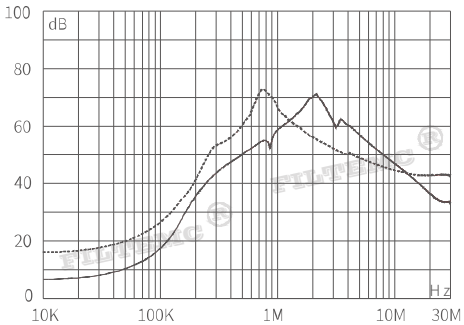


■FT320-100

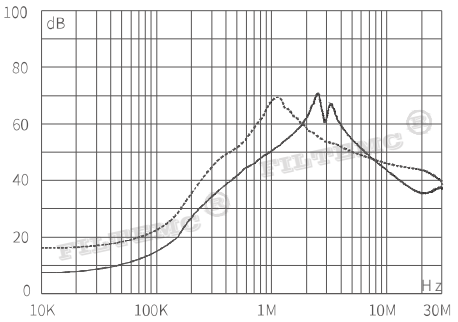


■FT320-150

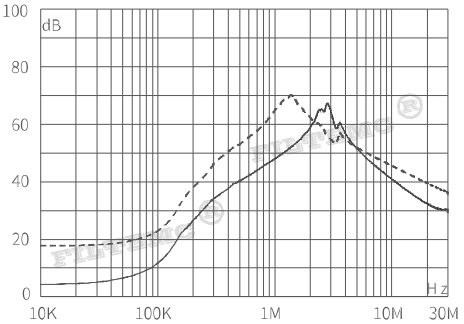


■FT320-200

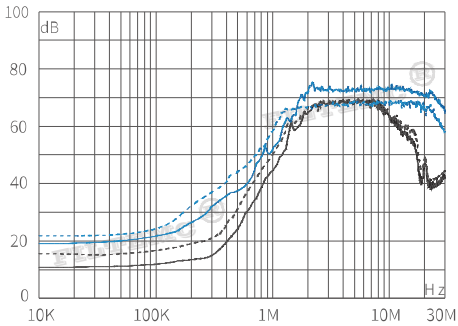


■FT3200-6　■FT3200-10

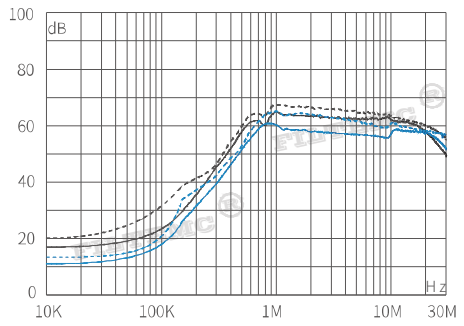


■FT3200-20　■FT3200-30

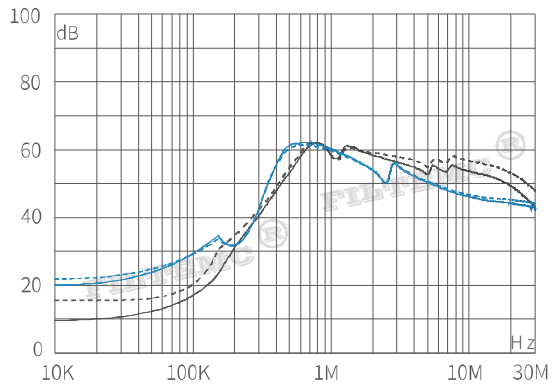


■FT3200-50 ■FT3200 -80

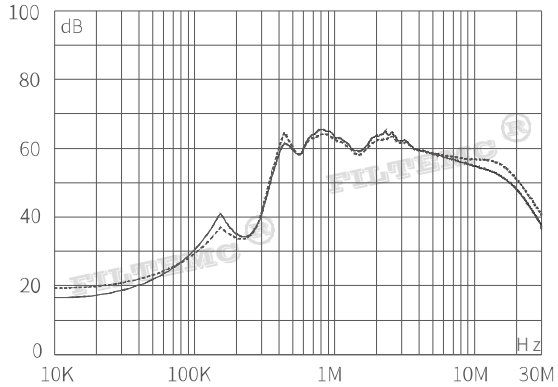


■FT3200-100

# 外形尺寸图 (mm)

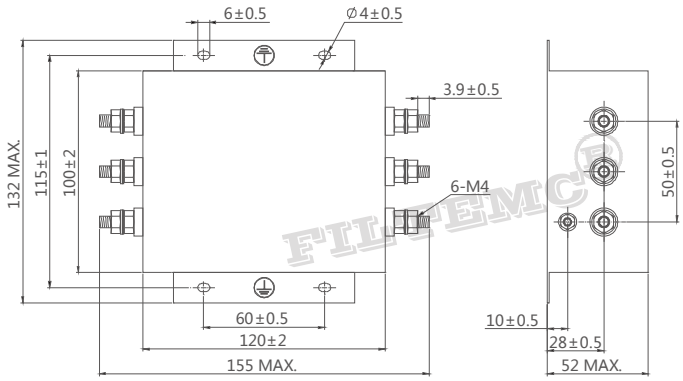


FT320-10

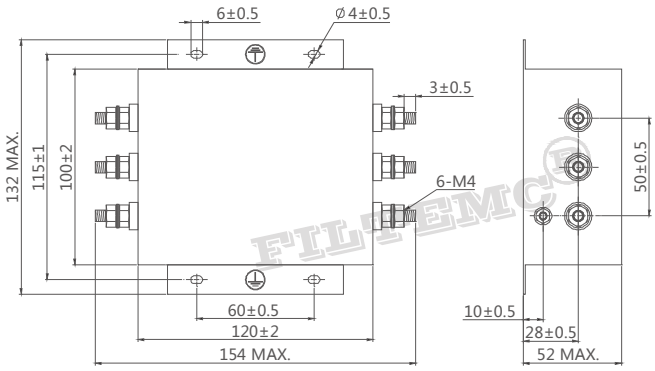


FT320-20

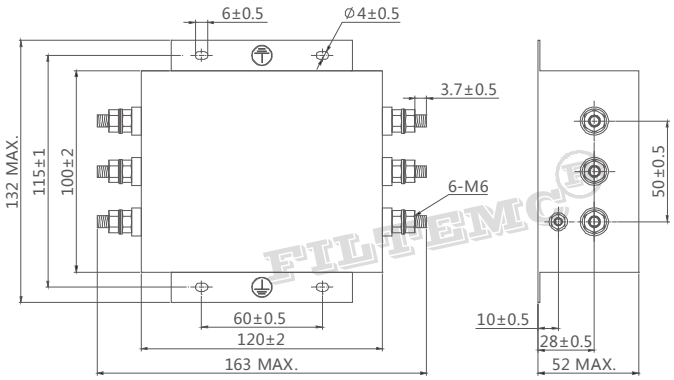


FT320-30

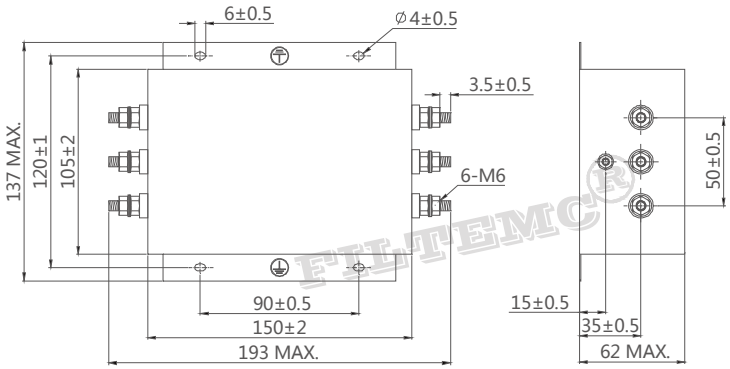


FT320-40/50

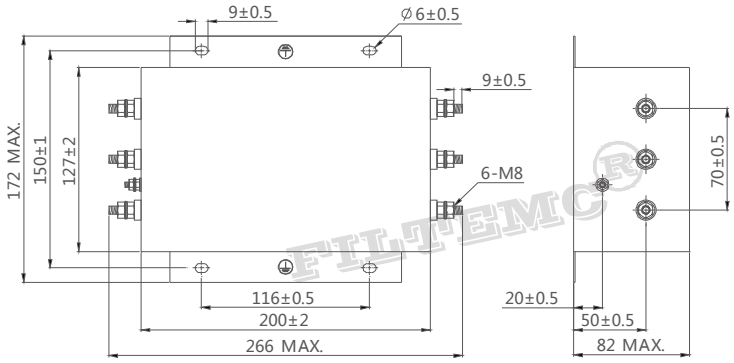


FT320-80/100

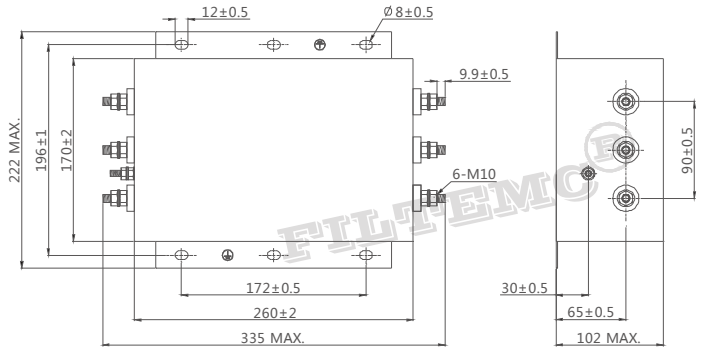


FT320-150

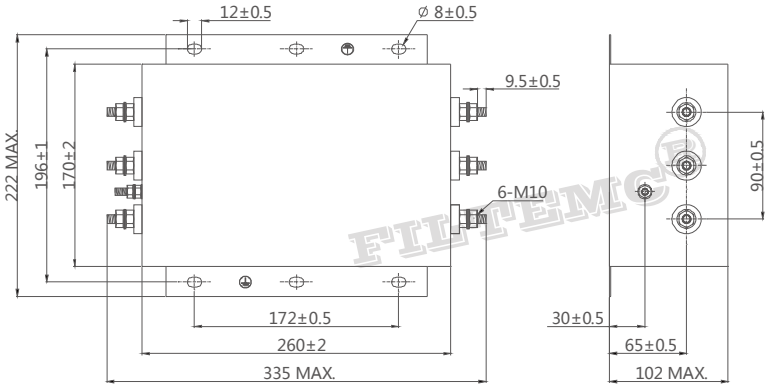


FT320-200

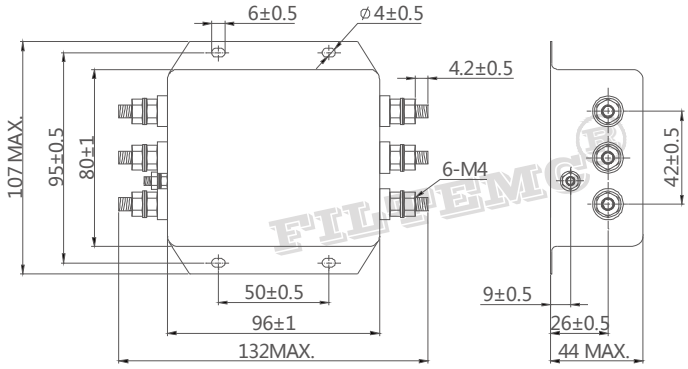


FT3200-6/10

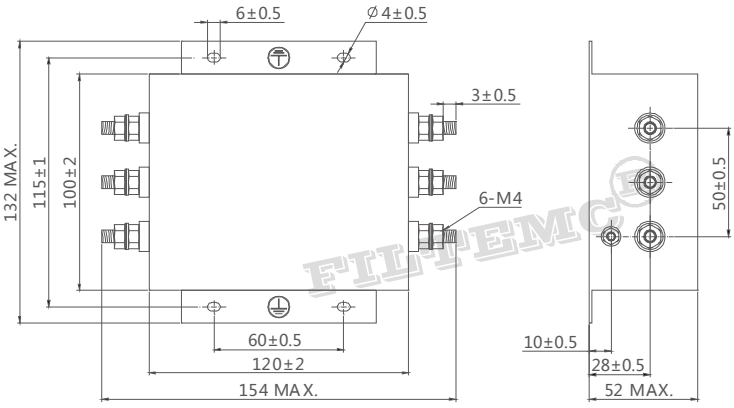


FT3200-20

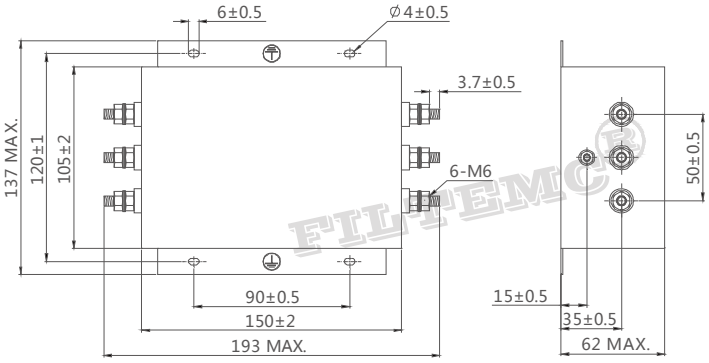


FT3200-30

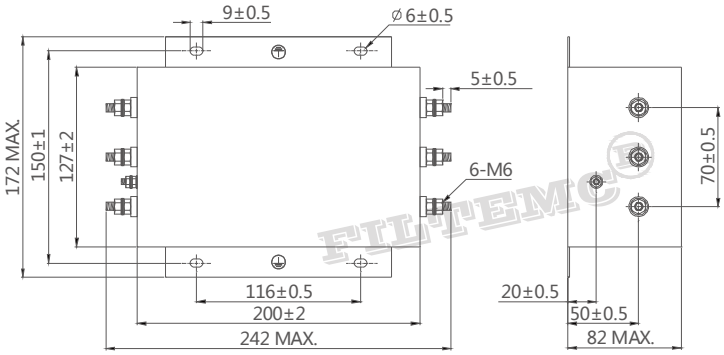


FT3200-50

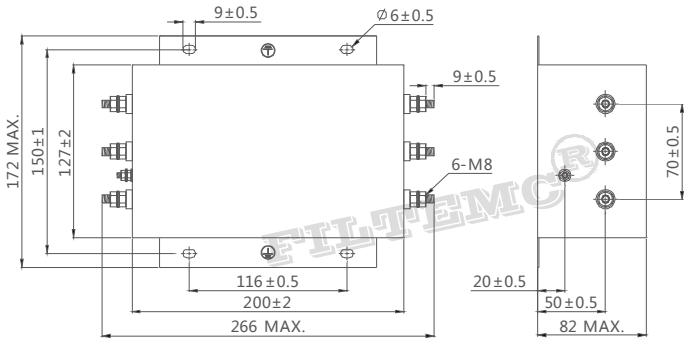


FT3200-80/100

# 外形尺寸（mm）端子台系列

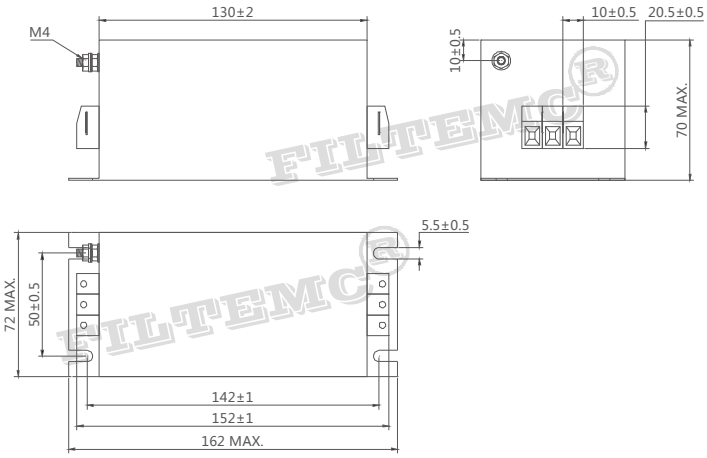


FT320-10/20-T3

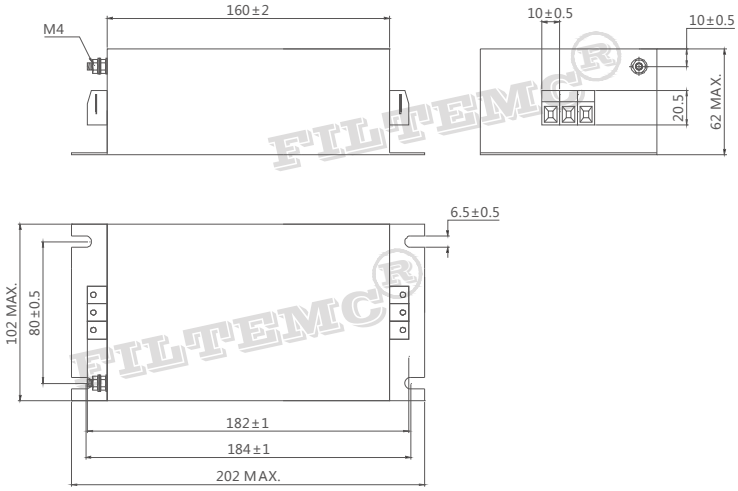


FT320-30-T3　FT3200-20/30-T3

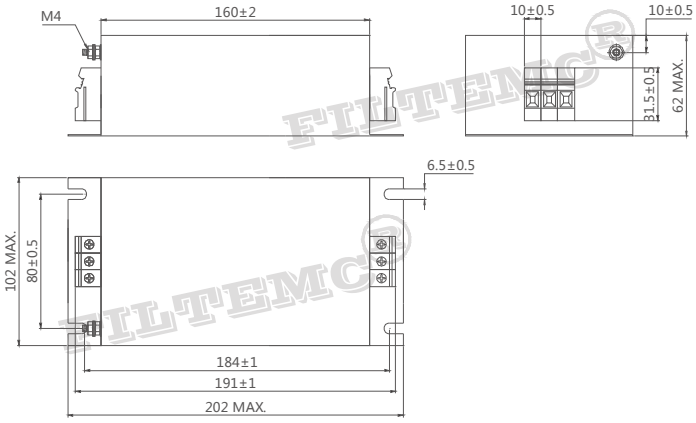


FT320-40-T3

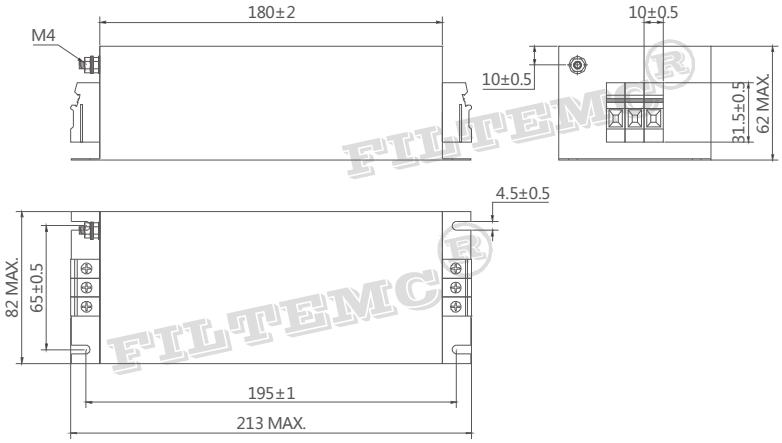


FT320-50-T3

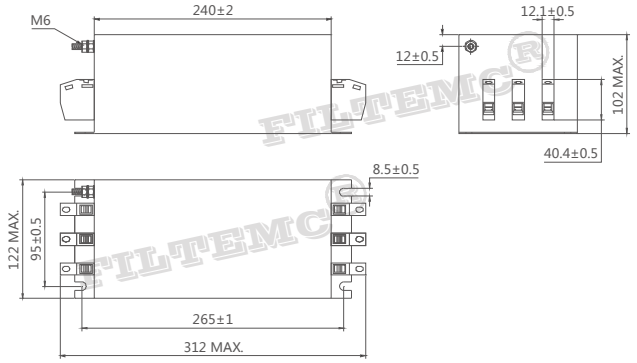


FT320-80-T3

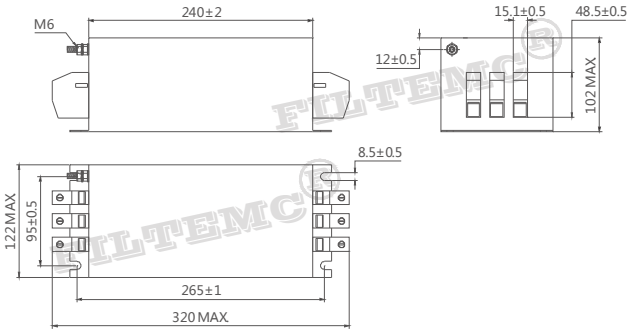


FT320-100-T3

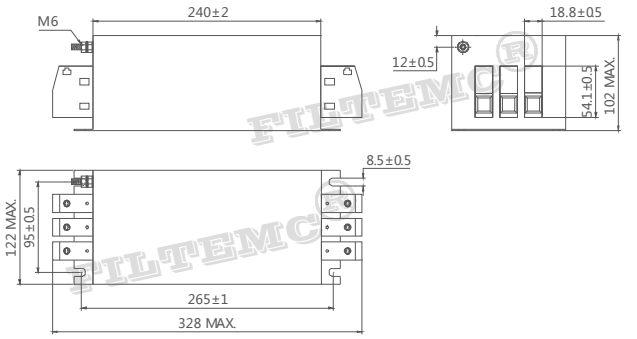


FT320-150-T3

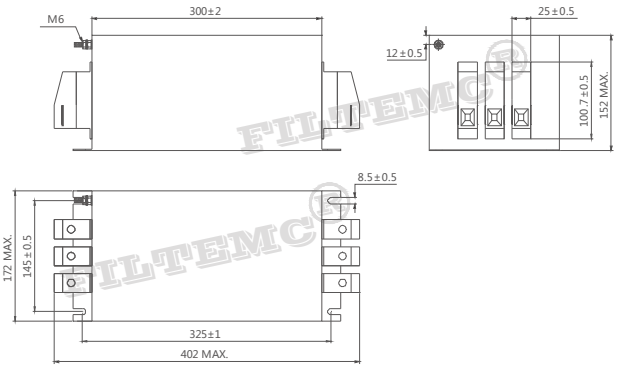


FT320-200-T3

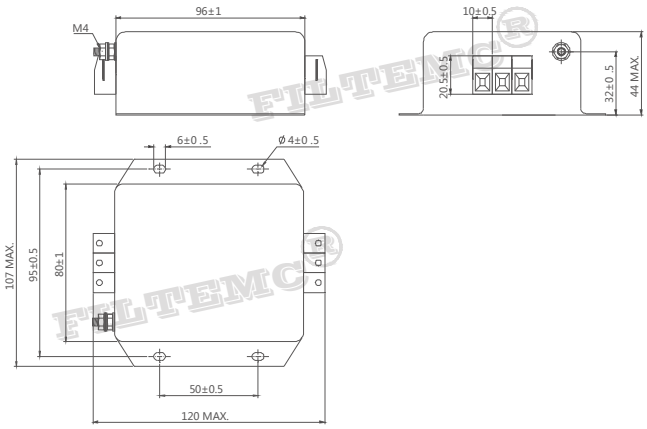


FT3200-6/10-T3

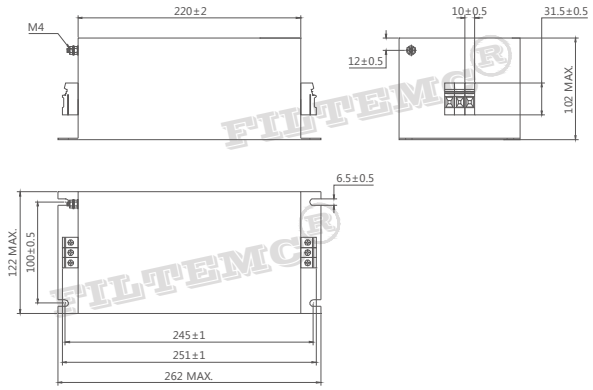


FT3200-50-T3

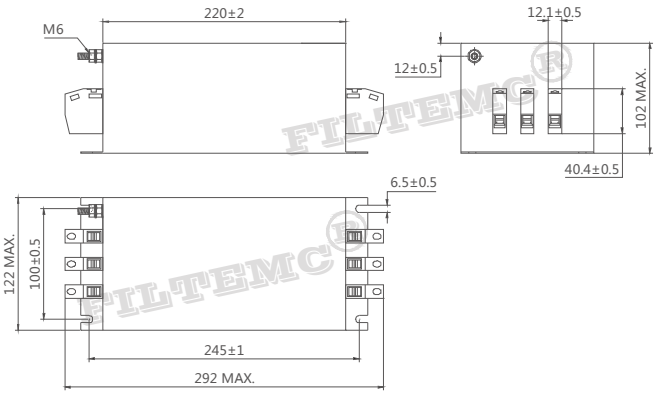


FT3200-80-T3

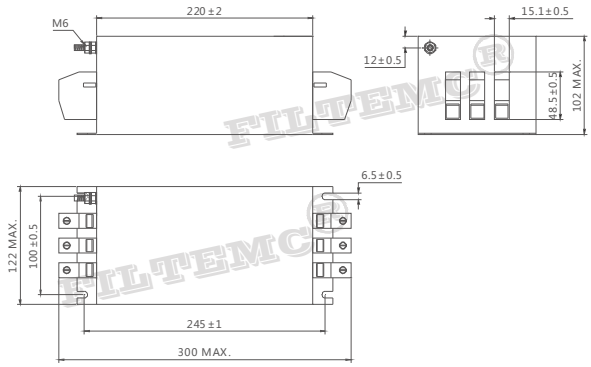


FT3200-100-T3

# 滤波器使用指南

## 1、滤波器存储及运行环境：

电源滤波器不得暴晒或淋雨，应存放在空气流通、周围介质温度为-30°C-+65°C、空气最大相对湿度不超过90% (空气温度为20°C±5°C时）、无腐蚀性液体、气体的仓库中。

## 2、滤波器的安装：

- 滤波器安装位置应选在电源入口处，缩短输入线在机箱内长度，减少辐射干扰。
- 滤波器输入线和输出线，既不能进行交叉，也不能用线扎进行捆扎。
- 滤波外壳必须大面积接地；连接到其他设备上时，接地线应尽量短。
- 若滤波器输出端子是螺栓，用户在接线时需用两把扳手来拧紧螺母，以免因螺栓转动而导致内部线路的变动致使滤波器出现打火、短路、击穿及滤波器效果的下降。紧固螺钉时应先用扳手1固定住根部螺母，再用扳手2拧紧螺母（如图一）否则可能导致滤波器端子损坏。其它各相连接方法相同。

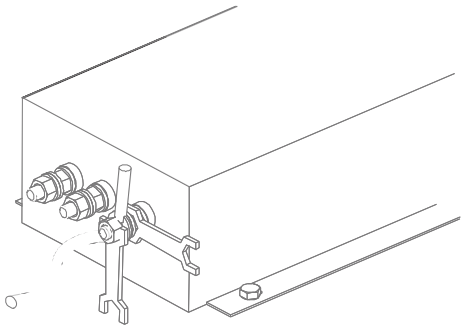

（图一）

- 端子台滤波器产品安装时必须注意拧螺钉的工具尽可能与外壳垂直（如图二），切勿倾斜（图三), 以免对端子台造成损坏。

（图二）

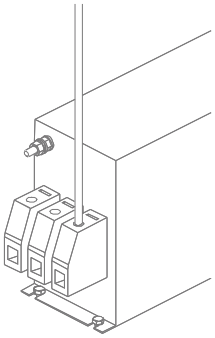

（图三）

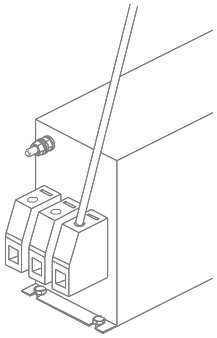

## 3、提醒和警告：

请仔细阅读所有安全警告说明，然后再安装滤波器并投入运行：

- 用户在搬运滤波器时切勿以滤波器输出端子为支撑点，以免端子出现扭曲、松动、断落而影响滤波器的正常使用。
- 安装滤波器时保护接地应先连接，最后被断开； 滤波器产品有漏电流，请确保良好接地后使用；大于50 A的滤波器时，建议确保滤波器接地端子良好接地，而不仅仅是通过滤波器外壳接地。
- 触电危险：电源滤波器带有能存储电压的元器件，断电后5秒甚至更长时间之内在滤波器端子上仍可能存在有危险电压。
- 滤波器工作条件应符合产品商标标注的技术标准；超压或过载都会导致滤波器的损坏，建议采取适当过电流保护措施。
- 环境温度升高时会出现电流降额，如不遵守电流降额要求可能会导致滤波器过热；长时间使用会导致滤波器寿命缩短或损坏。

# 服务与支持

技术部电话：0531-58622887
技术部QQ：507982518

销售部电话：0531-58622888
销售部QQ：1879432718

山东省济南市天桥区梓东大道1号鑫茂齐鲁科技城20号楼
邮箱：filtemc@filtemc.com
传真：0531-58622899
网址：www.filtemc.com