filtemc
济南菲奥特

Inverter Input Series Filters

变频器输入端专用滤波器

FT330 系列

产品介绍

- 额定电流：6～2000A 可选
- 螺栓、端子台引出方式可选（250A 以上为铜排引出方式）
- FT330 系列为常规产品，适用于绝大多数的变频器品牌
- 可根据客户现场干扰要求特殊定制

产品特点

- FT330 系列是基于变频器工作时输入端对电网及其他数字设备产生干扰的频域特性专门设计；
- 采用三级滤波设计，特殊的磁性材料可保证宽泛的频率范围内的高阻抗特性；
- 可有效保证变频装置周围的电子设备的正常运转，解决变频器干扰巨大的弊端；
- 针对特殊客户群体，选择端子台类产品可以保证在特殊的环境下安全性；
- 250A 以上采用铜排式引出方式，与国际设计标准更统一，客户连接方便、安全；
- 520VAC/690VAC（含）及以上高工作电压产品可选；

应用领域

广泛适用于变频器　　伺服电机　　变频电源以及其他采用变频原理工作的工业电子设备

技术参数

额定电压 VR	250/440VAC
工作频率 FR	50/60Hz
额定电流 IR	6~2000A@40°C
测试电压 Vtest	2250VDC，3S（相-相）；2700VDC，3S（相-地）
气候类别（IEC 60068-1）	25/085/21（-25°C/+85°C湿热试验 21 天）

产品列表

产品型号	额定电流[A]	泄露电流[mA] 250VAC/50Hz @20°C	连接方式			重量[g]
			-S	-T	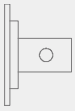 -C	
FT330-6	6	< 9.0	M4	○	---	1150/1250
FT330-10	10	< 9.0	M4	○	---	1250/1300
FT330-15	15	< 9.0	M4	○	---	1700/1600
FT330-20	20	< 9.0	M4	○	---	1700/1650
FT330-25	25	< 9.0	M6	○	---	2900/3000
FT330-30	30	< 9.0	M6	○	---	2900/3000
FT330-40	40	< 9.0	M6	○	---	3230/3300
FT330-50	50	< 9.0	M6	○	---	3200/3630

产品型号	额定电流[A]	泄露电流[mA] 250VAC/50Hz @20°C	连接方式			重量[g]
			-S	-T	-C	
FT330-60	60	< 9.0	M6	○	---	3310/3870
FT330-65	65	< 9.0	M6	○	---	3310/3870
FT330-80	80	< 60.0	M8	○	---	6500/8000
FT330-100	100	< 60.0	M8	○	---	6000/8500
FT330-120	120	< 60.0	M8	○	---	6630/8440
FT330-150	150	< 60.0	M10	○	---	6650/10500
FT330-200	200	< 60.0	M10	○	---	10520/19000
FT330-300	300	< 60.0	---	---	○	12000
FT330-400	400	< 60.0	---	---	○	12200
FT330-500	500	< 30.0	---	---	○	19300
FT330-630	630	< 30.0	---	---	○	19700
FT330-800	800	< 50.0	---	---	○	22000
FT330-1000	1000	< 50.0	---	---	○	22000

插入损耗 (dB)

——— 共模

- - - - 差模

*说明：插入损耗依据UL1283 标准，在空载、50Ω-50Ω系统下测得，最终效果请依据在实际工作状态下的数据为准

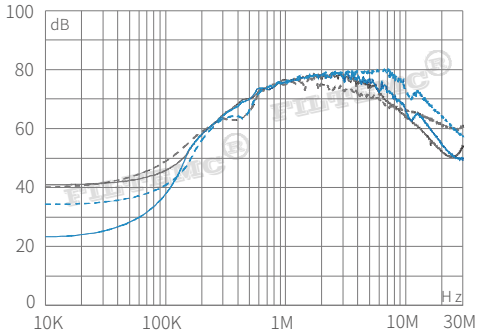

■ FT330-6 ■ FT330-10

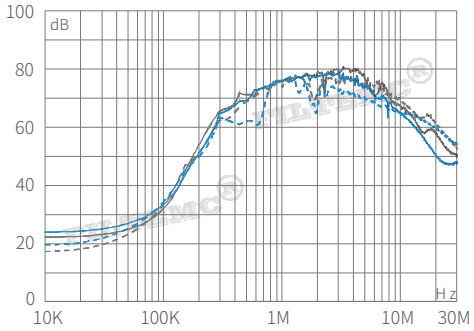

■ FT330-15 ■ FT330-20

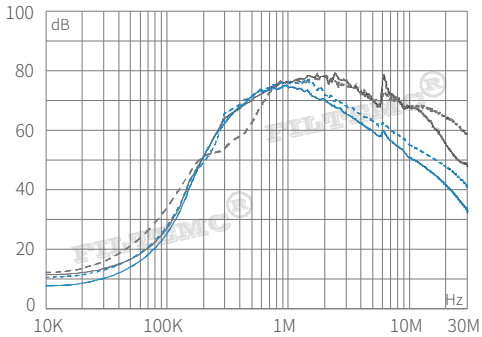

■ FT330-25 ■ FT330-30

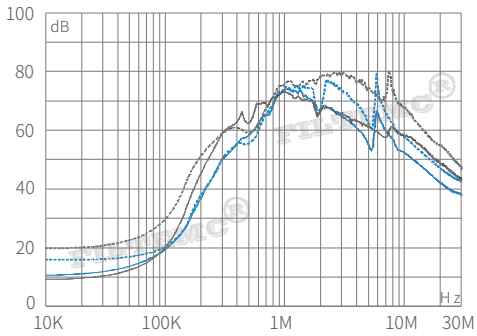

■ FT330-40 ■ FT330-50

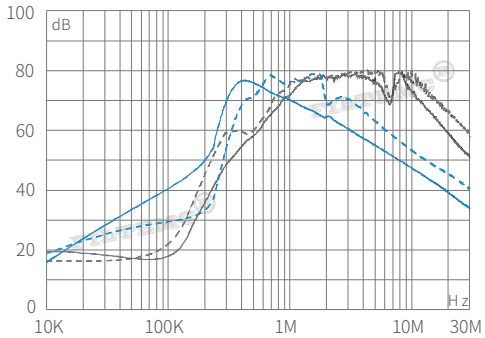

■ FT330-60/65 ■ FT330-80

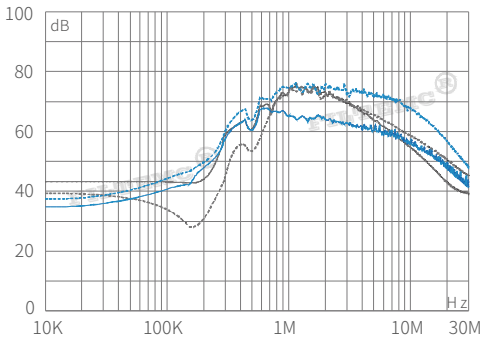

■ FT330-100 ■ FT330-120

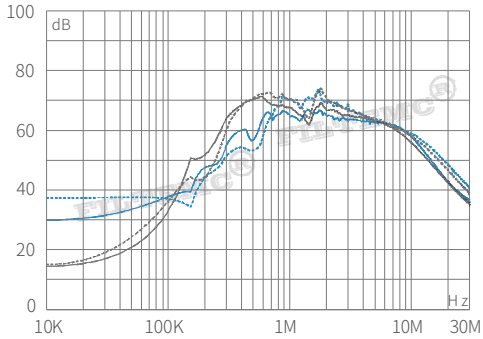

■ FT330-150 ■ FT330-200

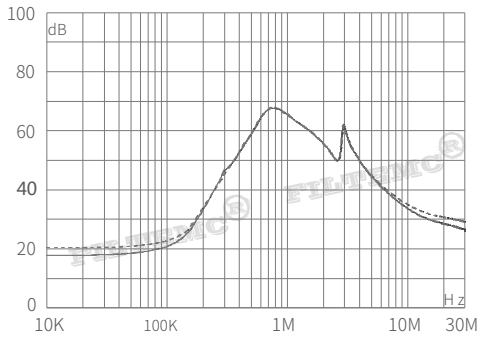

■ FT330-300/400

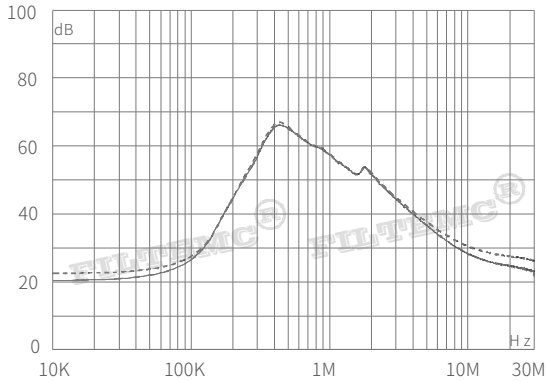

■ FT330-500/630

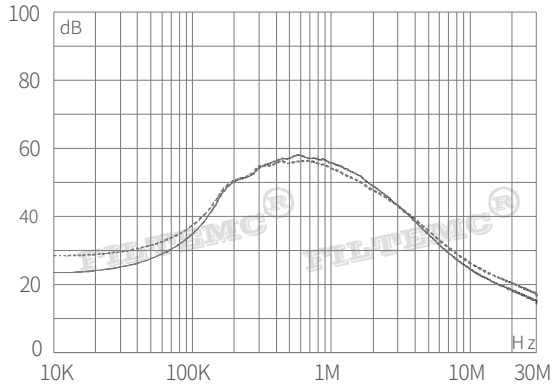

■ FT330-800/1000

外形尺寸图 (mm)

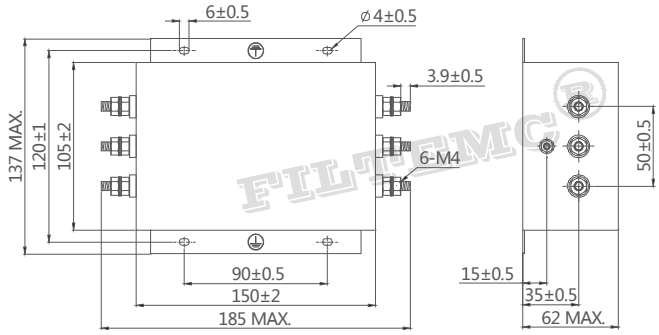

FT330-6/10

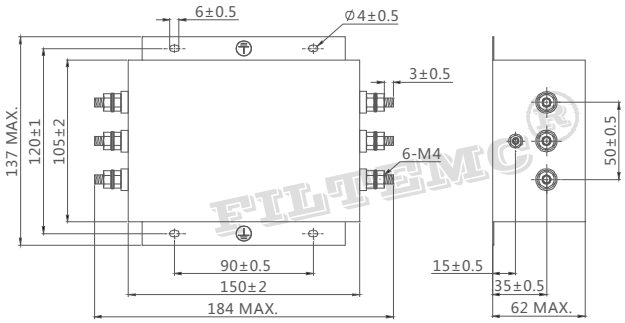

FT330-15/20

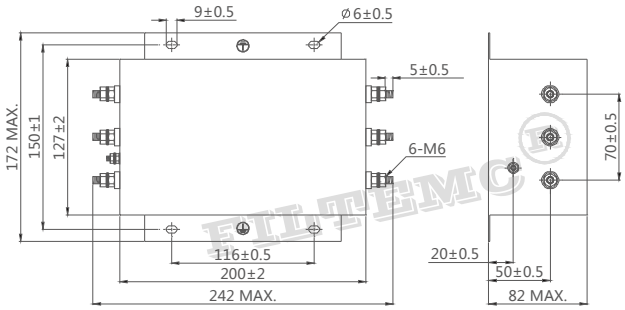

FT330-25/30

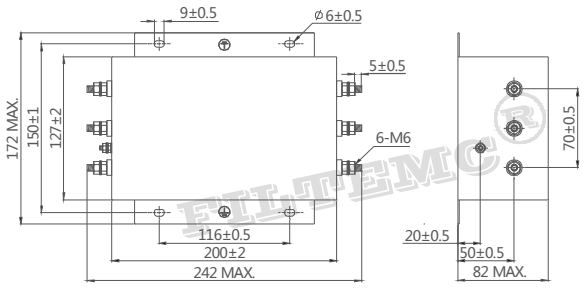

FT330-40/50/60/65

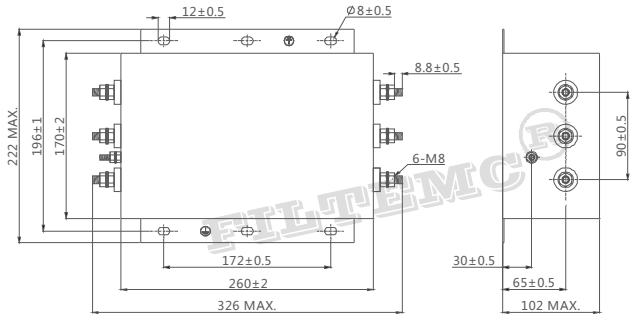

FT330-80/100/120

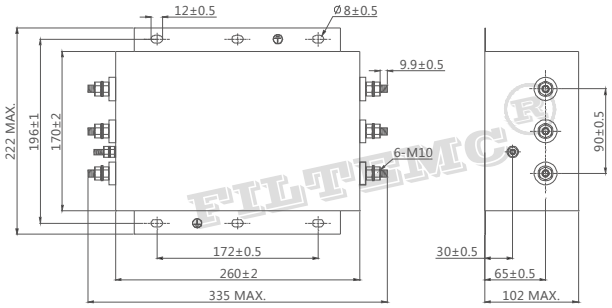

FT330-150

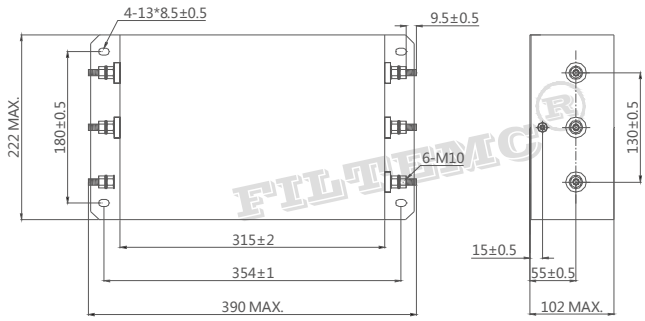

FT330-200

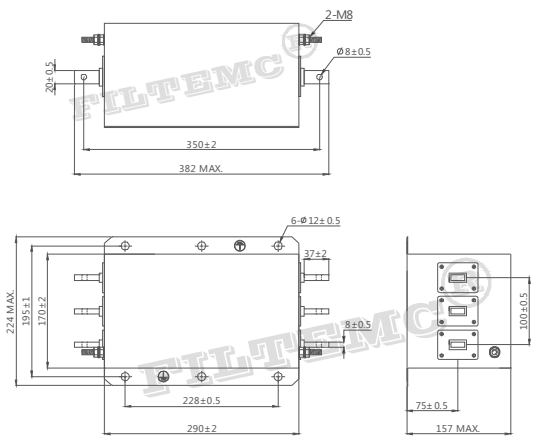

FT330-300/400

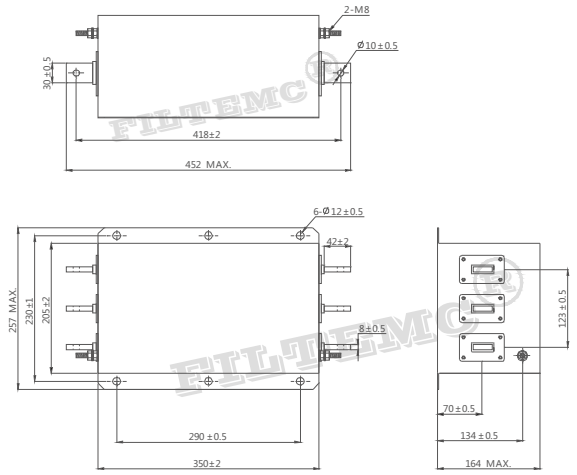

FT330-500/630

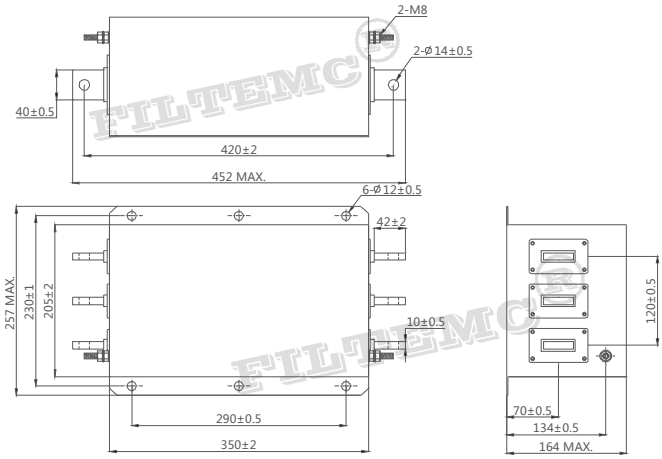

FT330-800/1000

外形尺寸（mm）端子台系列

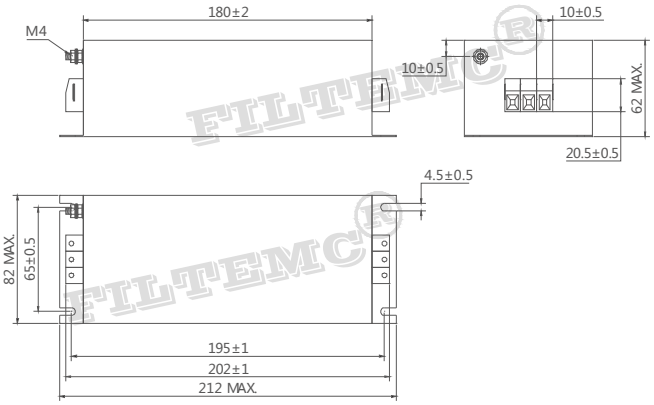

FT330-6/10/15/20-T3

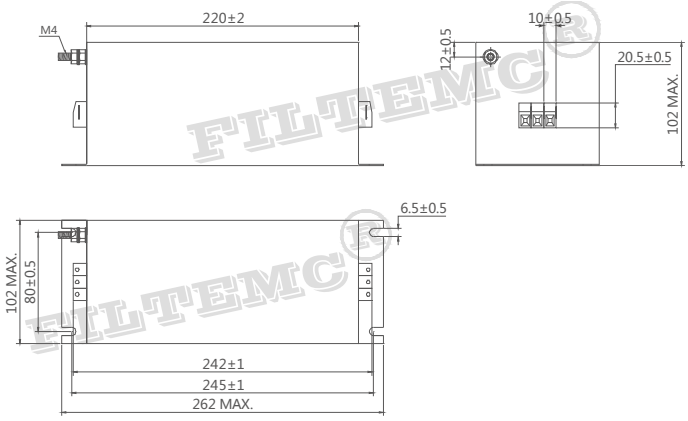

FT330-25/30-T3

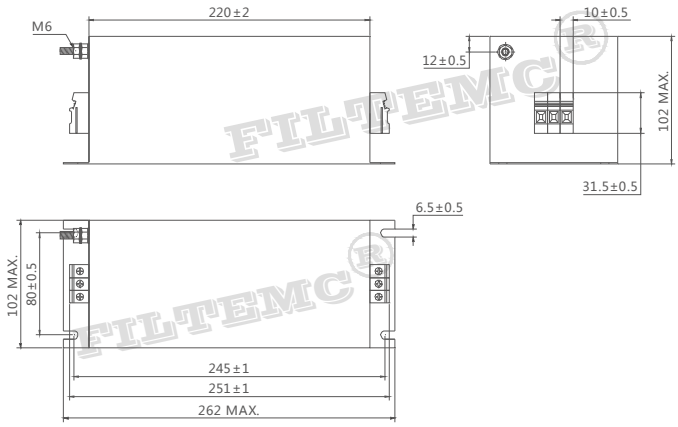

FT330-40/50-T3

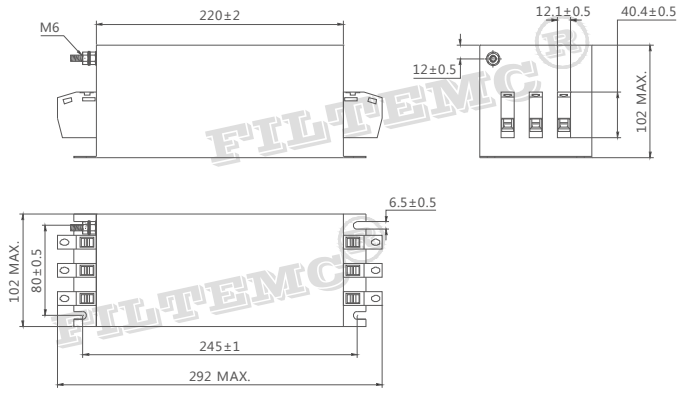

FT330-60/65-T3

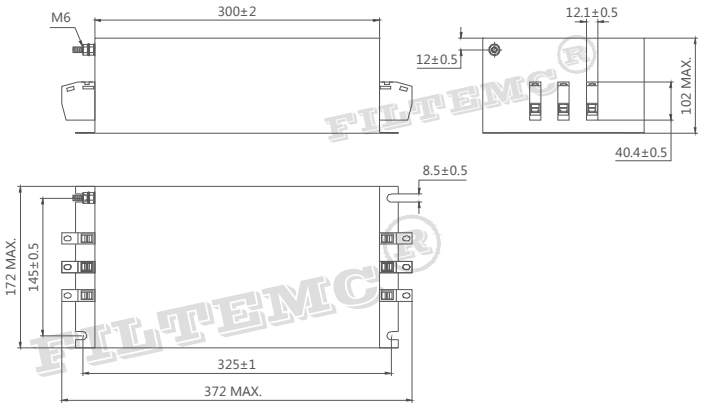

FT330-80-T3

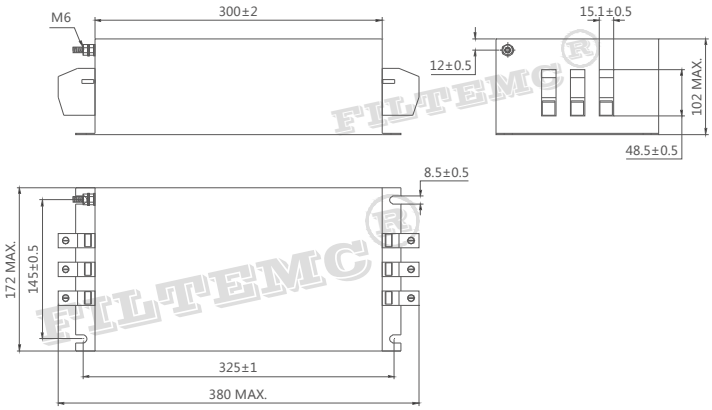

FT330-100-T3

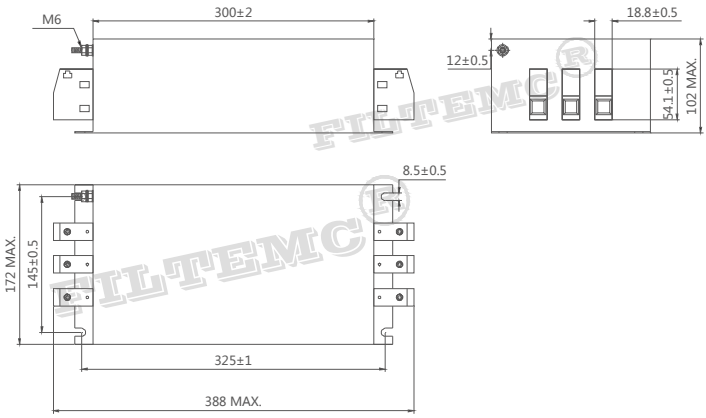

FT330-120/150-T3

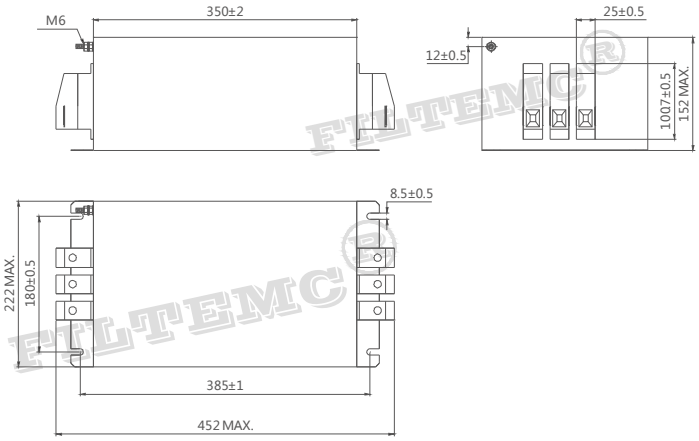

FT330-200 -T3

滤波器使用指南

1、滤波器存储及运行环境：

电源滤波器不得暴晒或淋雨，应存放在空气流通、周围介质温度为-30°C-+65°C、空气最大相对湿度不超过90% (空气温度为20°C±5°C时)、无腐蚀性液体、气体的仓库中。

2、滤波器的安装：

- 滤波器安装位置应选在电源入口处，缩短输入线在机箱内长度，减少辐射干扰。
- 滤波器输入线和输出线，既不能进行交叉，也不能用线扎进行捆扎。
- 滤波外壳必须大面积接地;连接到其他设备上时，接地线应尽量短。
- 若滤波器输出端子是螺栓，用户在接线时需用两把扳手来拧紧螺母，以免因螺栓转动而导致内部线路的变动致使滤波器出现打火、短路、击穿及滤波器效果的下降。紧固螺钉时应先用扳手1固定住根部螺母，再用扳手2拧紧螺母（如图一）否则可能导致滤波器端子损坏。其它各相连接方法相同。

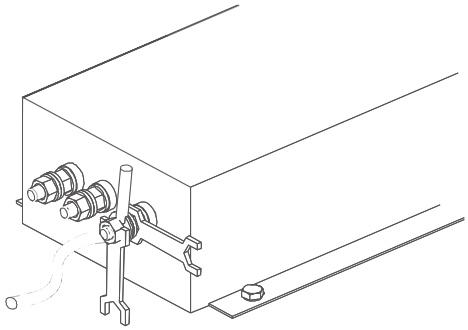

（图一）

- 端子台滤波器产品安装时必须注意拧螺钉的工具尽可能与外壳垂直（如图二），切勿倾斜（图三), 以免对端子台造成损坏。

（图二）

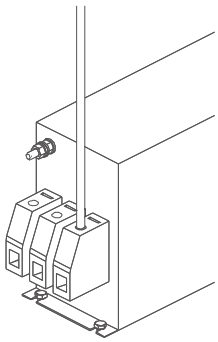

（图三）

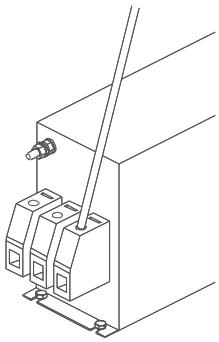

3、提醒和警告：

请仔细阅读所有安全警告说明，然后再安装滤波器并投入运行：

- 用户在搬运滤波器时切勿以滤波器输出端子为支撑点，以免端子出现扭曲、松动、断落而影响滤波器的正常使用。
- 安装滤波器时保护接地应先连接，最后被断开；滤波器产品有漏电流，请确保良好接地后使用;大于50 A的滤波器时，建议确保滤波器接地端子良好接地，而不仅仅是通过滤波器外壳接地。
- 触电危险：电源滤波器带有能存储电压的元器件，断电后5秒甚至更长时间之内在滤波器端子上仍可能存在有危险 电压。
- 滤波器工作条件应符合产品商标标注的技术标准;超压或过载都会导致滤波器的损坏，建议采取适当过电流保护措施。
- 环境温度升高时会出现电流降额，如不遵守电流降额要求可能会导致滤波器过热;长时间使用会导致滤波器寿命缩短或损坏。

服务与支持

技术部电话:0531-58622887
技术部QQ:507982518

销售部电话:0531-58622888
销售部QQ:1879432718

山东省济南市天桥区梓东大道1号鑫茂齐鲁科技城20号楼
邮箱：filtemc@filtemc.com
传真：0531-58622899
网址：www.filtemc.com